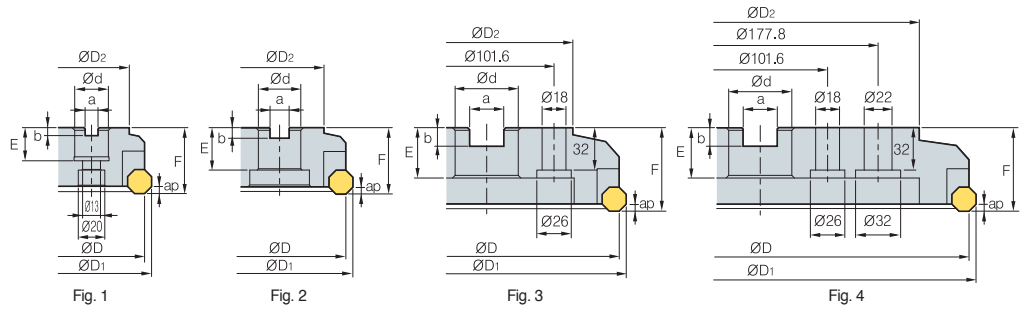


## AFO(M)5000




(mm)

Designation	ØD	ØD1	ØD2	Ød	a	b	E	F	ap	kg	Fig.
<b>AFO (AFOM) 5080R/L</b>	80	91	60	25.4 (27)	9.5 (12.4)	6 (7)	25 (22)	50	4.8	1.4	1
<b>5100R/L</b>	100	111	80	31.75 (32)	12.7 (14.4)	8 (8)	32 (28)	50	4.8	2.0	2
<b>5125R/L</b>	125	136	100	38.1 (40)	15.9 (16.4)	10 (9)	38 (30)	63	4.8	3.1	2
<b>5160R/L</b>	160	171	120	50.8 (40)	19.0 (16.4)	11 (9)	38 (30)	63	4.8	5.2	2
<b>5200R/L</b>	200	211	130	47.625 (60)	25.4 (25.7)	13.5 (14)	38 (38)	63	4.8	7.5	3
<b>5250R/L</b>	250	261	180	47.625 (60)	25.4 (25.7)	13.5 (14)	38 (38)	63	4.8	16.1	3
<b>5315R/L</b>	315	326	240	47.625 (60)	25.4 (25.7)	13.5 (14)	38 (38)	63	4.8	22.8	4

( ) Metric size

### Available inserts



Designation	Cermet		Coated							Uncoated		page						
	CN2000	CN30	NCM325	NCM335	NC5330	NCM535	NCM545	PC3600	PC3700	PC6510	PC9530		PC9540	PC5300	PC5400	ST30A	G10	H01
<b>OFCN 0704SN</b>									●									E13
<b>0704FN</b>																		
<b>070408SN</b>																		
<b>070408FN</b>																		
<b>OFKR 0704SN-MM</b>			●	●														E13
<b>070408SN-MM</b>			●	●				●	●		●							
<b>0704SN-MA</b>																	●	
<b>0704EN-MA</b>																		
<b>OFKT 0704SN-MM</b>																		E13
<b>0704FN-MA</b>																	●	
<b>0704EN-MA</b>																		
<b>REKR 170400-MM</b>																		E16

### Available arbors

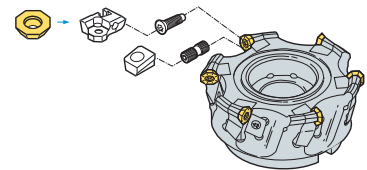
Designation	General arbor	NC arbors	
		AFO	AFOM
<b>AFO 5080R/L</b>	NT*□□ (M/U)-FMA25.4-25	BT**□□ -FMA25.4-□□	FMC27
<b>(AFOM) 5100R/L</b>	NT*□□ (M/U)-FMA31.75-□□	BT**□□ -FMA31.75-□□	FMC32
<b>5125R/L</b>	NT*□□ (M/U)-FMA38.1-□□	BT**□□ -FMA38.1-□□	FMB40
<b>5160R/L</b>	NT*□□ (M/U)-FMA50.8-□□	BT**□□ -FMA50.8-□□	FMB40
<b>5200R/L</b>	NT*□□ (M/U)-FMA47.625-25, KCP-8***	BT**□□ -FMA47.625-□□	FMB60
<b>5250R/L</b>	NT*□□ (M/U)-FMA47.625-25, KCP-8***	BT**□□ -FMA47.625-□□	FMB60
<b>5315R/L</b>	KCP-8*** (Center ring plug)		

\*□□-NT number \*\*□□-BT number \*\*\*Over milling 5

### Recommended cutting condition

Workpiece	Cutting condition		Grades
	vc (m/min)	fz (mm/t)	
<b>P</b>	190~320 161~270 80~140	0.05~0.20 0.05~0.20 0.05~0.20	<b>NCM325</b> <b>PC3500</b> <b>ST30A</b>
<b>M</b>	90~150	0.05~0.20	<b>PC9530</b>
<b>K</b>	140~230 50~90	0.05~0.30 0.05~0.30	<b>PC6510</b> <b>G10</b>

### Assembling



### Parts

Specification	Locator	Wedge	Wedge screw	Locator screw	Wrench
Ø80~Ø315	LAF05R/L LAF05R*/L-1*	WEFR/L	DHA0821F	LTX0512	HW40

\*: Ø80~Ø100

Available inserts E13, E16 Available arbors and bolt E400~E402

